51.4x72.3mm
PMS 4249C

A2ZWORLD Make Life Easy

works with Tuya

Instruction Manual Bluetooth MESH(SIG) Gateway

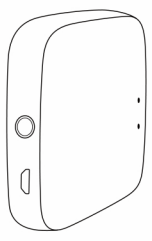

English

BHUB-W-EN-DE10

1

- Bitte scannen Sie den QR-Code, um das deutsche Handbuch, das Installationsvideo und die Funktion seinführung zu erhalten
- Escanee el código QR para obtener el manual en español, el video de instalación y la introducción de la función
- Veuillez scanner le code QR pour obtenir le manuel en français, la vidéo d'installation et l'introduction des fonctions
- Отсканируйте QR-код, чтобы получить руководство на русском языке, видео по установке и описание функций
- Scansionare il codice QR per ottenere il manuale in italiano, il video di installazione e la guida alle funzionalita. Video di installazione e funzionalita
- Leia o código QR para obter o manual em português, o vídeo de instalação e a introdução das funções
- Zeskanuj kod QR, aby uzyskać instrukcje, filmy instalacyjne i funkcje
- من فضلك قم بمسح رمز الاستجابة السريعه(QR-code)،للحصول على دليل المستخدم باللغة العربية وفيديو التثبيت ووصف للوظائف

请扫描二维码获取中文的说明书、安装视频及功能介绍

2

Product Description

Bluetooth MESH (SIG) gateway is composed of highly integrated wireless WIFI module, Low energy wireless bluetooth module and main board.Through the smart life APP, users can implement device addition, device reset, third-party control, and Bluetooth (single point & mesh) group control to meet smart home and other applications.

Safety Notice

1.Do not disassemble, reassemble, modify or attempt to repair this product by yourself. This work should be performed by authorized professionals.
2.Product batteries should be recycled and must be recycled or disposed of separately from household waste. Dispose of batteries according to local environmental regulations.

Package list

Gateway *1 User Manual *1
Data cable *1

Specifications

Physical features	
Size	65*65*15mm
Net weight	29g
Status LED indicator	2 LED
Button	1 (reset)

3

Power	USB DC5V
Working current	<1A
Adaptor output	5V 2A
Working temperature	-10~45℃
Working humidity	10%-90%RH (non-condensing)
Storage temperature	-20~60℃
Storage humidity	5%-90%RH (non-condensing)
Frequency Band	2.400~2.4835GHz
Maximum Radio Transmit Power	<+20dBm
Wireless technology	WIFI 802.11 b/g/n
	Bluetooth single point & Mesh
Antenna type	Built-in onboard antenna

RF characteristics		
	WIFI	Bluetooth single point&Mesh
Wireless frequency	2.400~2.4835 GHz	2.400~2.4835 GHz
Network standard	WIFI 802.11 b/g/n	Bluetooth single point&Mesh
Transmission power	21dBm	7dBm
Channel	CH1-CH11	CH0-CH39 channel 2402MHz;2404MHz; 2406MHz;2408MHz; 2410MHz;2480MHz one channel is added every 2MHz.

4

Transmission speed	11b:1,2,5.5,11 (Mbps) 11g:6,9,12,18,24, 36,48,54(Mbps) 11n:HT20 MCS0~7 11n:HT40 MCS0~7	1Mbps (BLE 4.2) 2Mbps (BLE5.0)
Network performance		
Wireless encryption	AES 128bitencryption	
	WPA-PSK/WPA2-PSK, WPA/WPA2 security Mechanism	
Network management	long distance App configuration	
	WIFI module firmware upgrade	
	Bluetooth module firmware upgrade	

Packing list

- Bluetooth MESH (SIG) gateway x1
- Power cable x1
- User manual x1

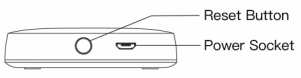

5

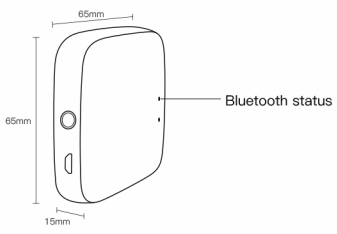

Status indicator and reset

Blue: bluetooth status

- Flashing means to be connected and allowed to connect to the network
- keep "on" for a long time, which means device is activated
- keep "off" for a long time, which means device is not activated

Reset method: Press and hold the button for 5 seconds and see the blue indicator flashing several times,which means the reset is successful.

6

Preparation for use

Download Smart Life App

Please scan the QR code or download Smart Life on App Store or Google Play.

Steps for Connecting the APP to the Device

1.Make sure your phone is connected to Wi-Fi and the Bluetooth is enabled.

7

2.Open smart life App and Click"+", then the prompt page will automatically show on the screen. Click "Add".

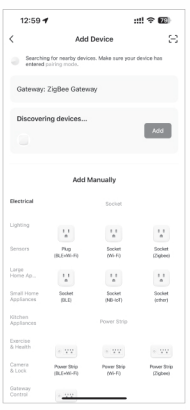

8

3.Enter Wi-Fi Password and click "Next",waiting for the connection completed.

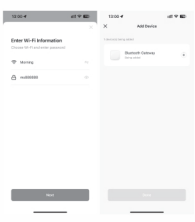

4.Add the device successfully, you can edit the name of the device to enter the device page by click "Next"

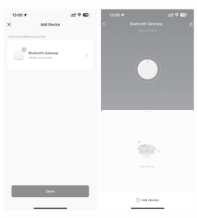

9

SERVICE

Thank you for your trust and support to our products, we will provide you with a two-year worry-free after-sales service(freight is not included), please do not alter this warranty service card, to safeguard your legitimate rights and interests.
If you need service or have any questions, please consult the distributor or contact us.
Product quality problems occur within 24 months from the date of receipt, please prepare the product and the packaging, applying for after-sales maintenance in the site or store where you purchase; If the product is damaged due to personal reasons, a certain amount of maintenance fee shal be charged for repair.
We have the right to refuse to provide warranty service if:
1.Products with damaged appearance, missing LOGO or beyond the service term
2.Products that are disassembled, injured, privately repaired, modified or have missing parts
3.The circuit is burned or the data cable or power interface is damaged
4.Products damaged by foreign matter intrusion (including but not limited to various forms of fluid, sand, dust, soot, etc.)

10

RECYCLING INFORMATION

All products marked with the symbol for separate collection of waste electrical and electronic equipment (WEEE Directive 2012/19 / EU) must be disposed of separately from unsorted municipal waste. To protect your health and the environment, this equipment must be disposed of at designated collection points for electrical and electronic equipment designated by the government or local authorities. Correct disposal and recycling will help prevent potential negative consequences for the environment and human health. To find out where these collection points are and how they work, contact the installer or your local authority.

11

WARRANTY CARD

Product Information

Product Name_____
Product Type_____
Purchase date_____
Warranty Period_____
Dealer Information_____
Customer's Name_____
Customer Phone_____
Customer Address_____
_____

Maintenance Records

Failure date	Cause Of Issue	Fault Content	Principal

DE10

12

Gebrauchsanweisung (Deutsch)

Beschreibung des Produkts

Das Bluetooth MESH (SIG)-Gateway besteht aus einem hochintegrierten drahtlosen WIFI-Modul, einem drahtlosen Bluetooth-Modul mit niedriger Energie und einer Hauptplatine. über die smart life APP können Benutzer Geräte hinzufügen, Geräte zurücksetzen, die Steuerung von Drittanbietern und eine Bluetooth-Gruppensteuerung (Single Point & Mesh) implementieren, um Smart Home und andere Anwendungen zu erfüllen.

Sicherheitshinweis

1.Nehmen Sie das Produkt nicht auseinander, bauen Sie es nicht wieder zusammen, modifizieren Sie es nicht und versuchen Sie nicht, es selbst zu reparieren. dieses Produkt selbst zu reparieren. Diese Arbeiten sollten von autorisierten Fachleuten durchgeführt werden.

2.Produktbatterien sollten recycelt werden und müssen getrennt vom Hausmüll recycelt oder entsorgt werden. Entsorgen Sie die Batterien gemäß den örtlichen Umwelt Vorschriften.

13 Deutsch

Spezifikationen

Physikalische Merkmale	
Größe	65*65*15mm
Nettogewicht	29g
Status-LED-Anzeige	2 LED
Schaltfläche	1 (zurückgesetzt)
Strom	USB DC5V
Arbeitsstrom	<1A
Ausgang des Adapters	5V 2A
Arbeitstemperatur	-10~45℃
Arbeitsfeuchtigkeit	10%-90%RH (nicht kondensierend)
Lagertemperatur	-20~60℃
Feuchtigkeit bei Lagerung	5%-90%RH (nicht kondensierend)
Frequenzband	2.400~2.4835GHz
Maximale Funksendeleistung	<+20dBm
Drahtlose Technologie	WIFI 802.11 b/g/n
	Bluetooth Einzelpunkt & Mesh
Art der Antenne	Integrierte Onboard-Antenne

Deutsch 14

Vorbereitung für den Einsatz

Laden Sie die Smart Life-App herunter

Bitte scannen Sie den QR-Code oder laden Sie Smart Life im App Store oder bei Google Play herunter.

Schritte zum Verbinden der APP mit dem Gerät

1.Vergewissern Sie sich, dass Ihr Telefon mit Wi-Fi verbunden ist und die Bluetooth aktiviert ist.

2.Öffnen Sie die smart life App und klicken Sie auf "+", dann wird die Aufforderungsseite automatisch auf dem Bildschirm angezeigt.klicken Sie auf "Hinzufügen".

3.Geben Sie das Wi-Fi-Passwort ein, klicken Sie auf "Weiter" und warten Sie, bis die Verbindung abgeschlossen ist.

15 Deutsch

4.Wenn Sie das Gerät erfolgreich hinzugefügt haben, können Sie den Namen des des Geräts bearbeiten und die Geräteseite aufrufen, indem Sie auf "Weiter" klicken.

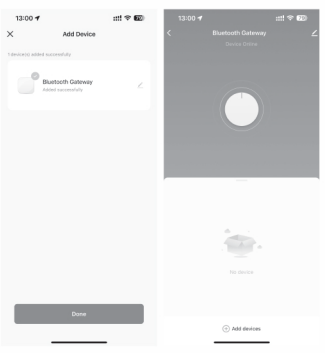

16 Deutsch

Manuel d'instruction (Français)

Description du produit

La passerelle Bluetooth MESH (SIG) est composée d'un module WIFI sans fil hautement intégré, d'un module Bluetooth sans fil à faible énergie et d'une carte principale. Grâce à l'application smart life APP, les utilisateurs peuvent ajouter ou réinitialiser des appareils, contrôler des tiers et des groupes Bluetooth (point unique et maillage) pour répondre aux besoins de la maison intelligente et d'autres applications.

Avis de sécurité

1.Ne pas désassembler, réassembler, modifier ou tenter de de réparer ce produit par vous-même. Ce travail doit être par des professionnels agréés.

2.Les piles des produits doivent être recyclées et doivent être recyclées ou éliminées séparément des déchets ménagers. Les piles doivent être éliminées conformément aux réglementations locales en matière d'environnement.

17 Français

Spécifications

Caractéristiques physiques	
Taille	65*65*15mm
Poids net	29g
Indicateur LED d'état	2 LED
Bouton	1 (réinitialisation)
Puissance	USB DC5V
Courant de travail	<1A
Sortie de l'adaptateur	5V 2A
Température de travail	-10~45℃
Humidité de fonctionnement	10%-90%RH (sans condensation)
Température de stockage	-20~60℃
Humidité de stockage	5%-90%RH (sans condensation)
Bande de fréquence	2.400~2.4835GHz
Puissance d'émission maximale	<+20dBm
Technologie sans fil	WIFI 802.11 b/g/n
	Bluetooth monopoint et maillage
Type d'antenne	Antenne embarquée

Français 18

Préparation à l'utilisation

Téléchargez l'application Smart Life

Veuillez scanner le code QR ou télécharger Smart Life sur App Store ou Google Play.

Etapes pour connecter l'APP à l'appareil

1.Assurez-vous que votre téléphone est connecté au Wi-Fi et que la fonction Bluetooth est activé.

2.Ouvrez l'application smart life et cliquez sur "+", la page d'accueil s'affichera automatiquement à l'écran. Cliquez sur "Ajouter".

3.Entrez le mot de passe Wi-Fi et cliquez sur "Suivant", en attendant que la connexion soit terminée. connexion soit terminée.

19 Français

4.Ajoutez l'appareil avec succès, vous pouvez éditer le nom de L'appareil pour entrer dans la page de l'appareil en cliquant sur "suivant"

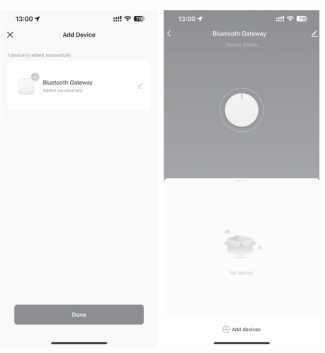

20 Français

Manual de instrucciones (Español)

Descripción del producto

La pasarela Bluetooth MESH (SIG) se compone de un módulo WIFI inalámbrico altamente integrado, un módulo Bluetooth inalámbrico de baja energía y una placa base. A través de la APP smart life, los usuarios pueden añadir dispositivos, restablecer dispositivos, controlar a terceros y controlar grupos Bluetooth (punto único y malla) para satisfacer las necesidades del hogar inteligente y otras aplicaciones.

Aviso de seguridad

1.No desmonte, vuelva a montar, modifique ni intente reparar este reparar este producto por su cuenta. Este trabajo debe ser profesionales autorizados.

2.Las pilas de los productos deben reciclarse y deben recicladas o eliminadas por separado de la basura doméstica. Elimine las pilas de acuerdo con la normativa medioambiental locales.

21 Español

Especificaciones

Características físicas	
Talla	65*65*15mm
Peso neto	29g
Indicador LED de estado	2 LED
Botón	1 (reinicio)
Potencia	USB DC5V
Corriente de trabajo	<1A
Salida del adaptador	5V 2A
Temperatura de trabajo	-10~45℃
Humedad de trabajo	10%-90% RH (sin condensación)
Temperatura de almacenamiento	-20~60℃
Humedad en el almacén	5%-90% RH (sin condensación)
Banda de frecuencias	2.400~2.4835GHz
Potencia máxima de transmisión	<+20dBm
Tecnología inalámbrica	WIFI 802.11 b/g/n
	Bluetooth punto único & Mesh
Tipo de antena	Antena integrada

Español 22

Preparación para su uso

Descargar Smart Life App

Escanee el código QR o descargue Smart Life en App Store o Google Play.

Pasos para conectar la APP al dispositivo

1.Asegúrate de que tu teléfono está conectado a Wi-Fi y C de que el Bluetooth esté activado.

2.Abra la aplicación smart life y haga clic en "+". Haga clic en "Añadir".

3.Introduzca la contraseña Wi-Fi y haga clic en "Siguiente". conexión se complete.

23 Español

4.Añada el dispositivo correctamente, puede editar el nombre de dispositivo para entrar en la página de dispositivos haciendo clic en "Siguiente".

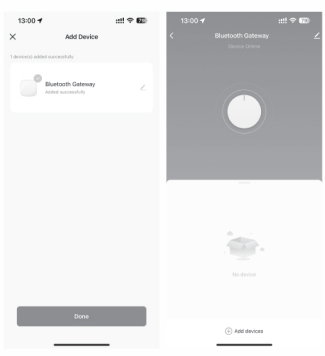

24 Español

Manuale di istruzioni (Italiano)

Descrizione del prodotto

Il gateway Bluetooth MESH (SIG) è composto da un modulo WIFI wireless altamente integrato, da un modulo Bluetooth wireless a basso consumo energetico e da una scheda principale. Attraverso l'APP smart life, gli utenti possono implementare l'aggiunta di dispositivi, il reset dei dispositivi, il controllo di terze parti e il controllo di gruppo Bluetooth (single point & mesh) per soddisfare le esigenze della casa intelligente e di altre applicazioni.

Avviso di sicurezza

1.Non smontare, rimontare, modificare o tentare di riparare questo prodotto da soli. di riparare questo prodotto da soli. Questo lavoro deve essere eseguiti da professionisti autorizzati.

2.Le batterie dei prodotti devono essere riciclate e devono essere riciclate o smaltite separatamente dai rifiuti domestici. Smaltire le batterie secondo le norme ambientali locali.

25 Italiano

Specifiche tecniche

Caratteristiche fisiche	
Dimensione	65*65*15mm
Peso netto	29g
Indicatore LED di stato	2 LED
Pulsante	1 (reset)
Potenza	USB DC5V
Corrente di lavoro	<1A
Uscita dell'adattatore	5V 2A
Temperatura di lavoro	-10~45℃
Umidità di lavoro	10%-90%RH (senza condensa)
Temperatura di stoccaggio	-20~60℃
Umidità di stoccaggio	5%-90%RH (senza condensa)
Banda di frequenza	2.400~2.4835GHz
Potenza massima di trasmissione	<+20dBm
Tecnologia wireless	WIFI 802.11 b/g/n
	Punto singolo Bluetooth & Mesh
Tipo di antenna	Antenna integrata a bordo

Italiano 26

Preparazione per l'uso

Scarica App Smart Life

Scansiona il codice QR o scarica Smart Life su App Store o Google Play.

Procedura per il collegamento dell'APP al dispositivo

1.Assicurarsi che il telefono sia connesso al Wi-Fi e che il Bluetooth sia abilitato.

2.Aprire l'applicazione smart life e fare clic su "+", quindi la pagina di richiesta verrà visualizzata automaticamente sullo schermo. automaticamente sullo schermo.Fare clic su "Aggiungi".

3.Inserire la password Wi-Fi e fare clic su "Avanti", in attesa che la connessione sia completata.

27 Italiano

4.Aggiungi il dispositivo con successo, puoi modificarne il nome Il dispositivo per inserire la pagina del dispositivo facendo clic su "successivo"

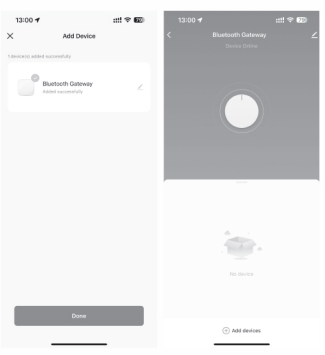

28 Italiano

Manual de instruções (Português)

Descrição do produto

O gateway de malha Bluetooth (MR) consiste em um módulo sem fio altamente integrado, um módulo Bluetooth sem fio de baixa energia e uma placa principal. Através do aplicativo smart life, os usuários podem implementar a adição de dispositivos, a redefinição dos dispositivos, o controle do terceiro partido e o controle do grupo Bluetooth (Point & Mesh) para atender às necessidades da casa inteligente e de outras aplicações.

Aviso de segurança

1. Projete, remonte, modifique ou tente reparar este produto sozinho. para reparar este produto sozinho. Este trabalho deve ser realizado por profissionais autorizados.

2. As baterias do produto devem ser recicladas e devem ser recicladas ou descartadas separadamente dos resíduos domésticos. Descarte as baterias de acordo com os padrões ambientais locais.

29 Português

Especificações técnicas

Características físicas	
Dimensão	65*65*15mm
Peso líquido	29g
Indicador de LED do estado	2 LED
Botão	1 (reiniciar)
Poder	USB DC5V
Trabalho atual	<1A
Saída de saída	5V 2A
Temperatura de trabalho	-10~45℃
Umidade de trabalho	10%-90%RH (sem condensação)
Temperatura de armazenamento	-20~60℃
Umidade de armazenamento	5%-90%RH (sem condensação)
Faixa de frequência	2.400~2.4835GHz
Potência máxima de transmissão	<+20dBm
Tecnologia wireless	WIFI 802.11 b/g/n
	Ponto único Bluetooth & Mesh
Tipo de antena	Antena integrada a bordo

Português 30

Preparação para uso

Transferir Smart Life App

Leia o código QR ou baixe o Smart Life na App Store ou Google Play.

Procedimento para conectar o aplicativo ao dispositivo

1. Participe do telefone está conectado ao Wi-Fi e que o Bluetooth está ativado.

2. FAR O aplicativo smart life e clique em "+", a página de solicitação será exibida automaticamente na tela. automaticamente na tela.Clique em "Adicionar".

3.Digite a senha Wi-Fi e clique em "Avançar", em Aguardando a conclusão da conexão.

31 Português

4. Acelere o dispositivo com sucesso, você pode alterar o nome O dispositivo para inserir a página do dispositivo clicando Em "Next"

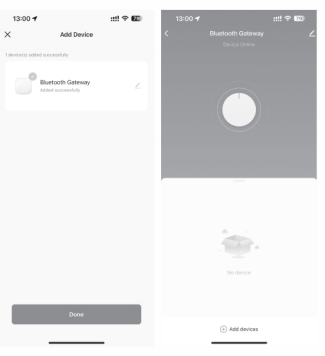

32 Português