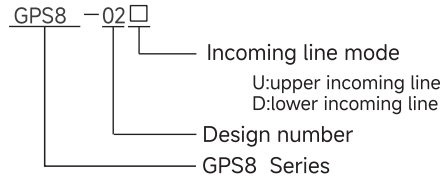




General

- Applications
 - Overvoltage ,undervoltage and overcurrent protection for household equipment.
- Function Features
 - Voltage / current (True RMS)monitoring and protection.
 - Use true RMS measurement.
 - Double bus wiring design stronger ability.
 - Over / under voltage value and over-current value can be set.
 - Self reset after fault.
 - Digital display voltage, current value, fault status can be displayed by LED.
 - 1-MODULE,DIN rail mounting.

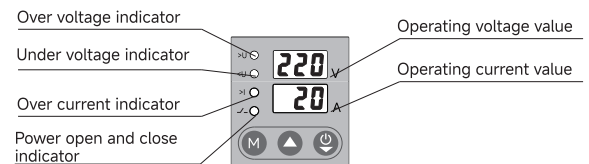
■ Model and connotation



Technical parameters

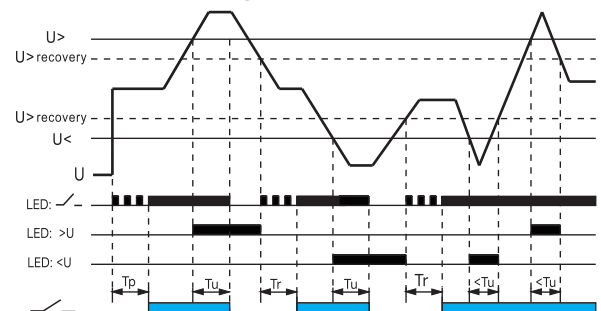
	GPS8-02
Function	Over voltage, under voltage and over current
Rated supply voltage	AC220V(L-N)
Rated supply frequency	45~65Hz
Operation voltage range	80V~400V(L-N)
Rated operational current	32A,40A,50A,63A,80A (AC1)
Burden	AC max.3VA
Over voltage operation value	OFF,230V~300V
Under voltage operation value	140V~210V,OFF
Over/under voltage action delay	0.1s~10s
Over current operation value	1~32A,40A,50A,63A,80A
Over current action delay	2s~600s
Power-up delay	2s~600s
Reset time	2s~900s
Measurement error	≤1%
Electrical life(AC1)	1×10 ⁴
Mechanical life	1×10 ⁶
Operating temperature	-20°C ~ +60°C
Storage temperature	-35°C ~ +75°C
Mounting/DIN rail	Din rail EN/IEC 60715
Protection degree	IP40 for front panel/IP20 terminals
Operating position	any
Overvoltage category	III.
Pollution degree	2
Dimensions	82×36×68mm
Weight	135g

Panel Diagram



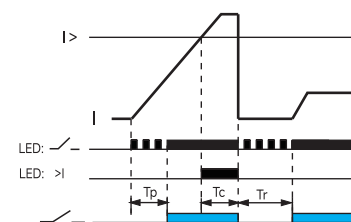
(M)	Press and hold the setting key for 3 seconds to enter the setting. After modifying the setting, press and hold for 3 seconds to save the setting.
(▲)	Used to increase the value when setting parameters.
(▼)	1.Used to reduce the value when setting parameters. 2.After exiting the setting, it can be used to manually turn on or off the load. 3.If the automatic fault reset function is turned off, this button can be used for manual reset when the fault occurs.

Functions Diagram



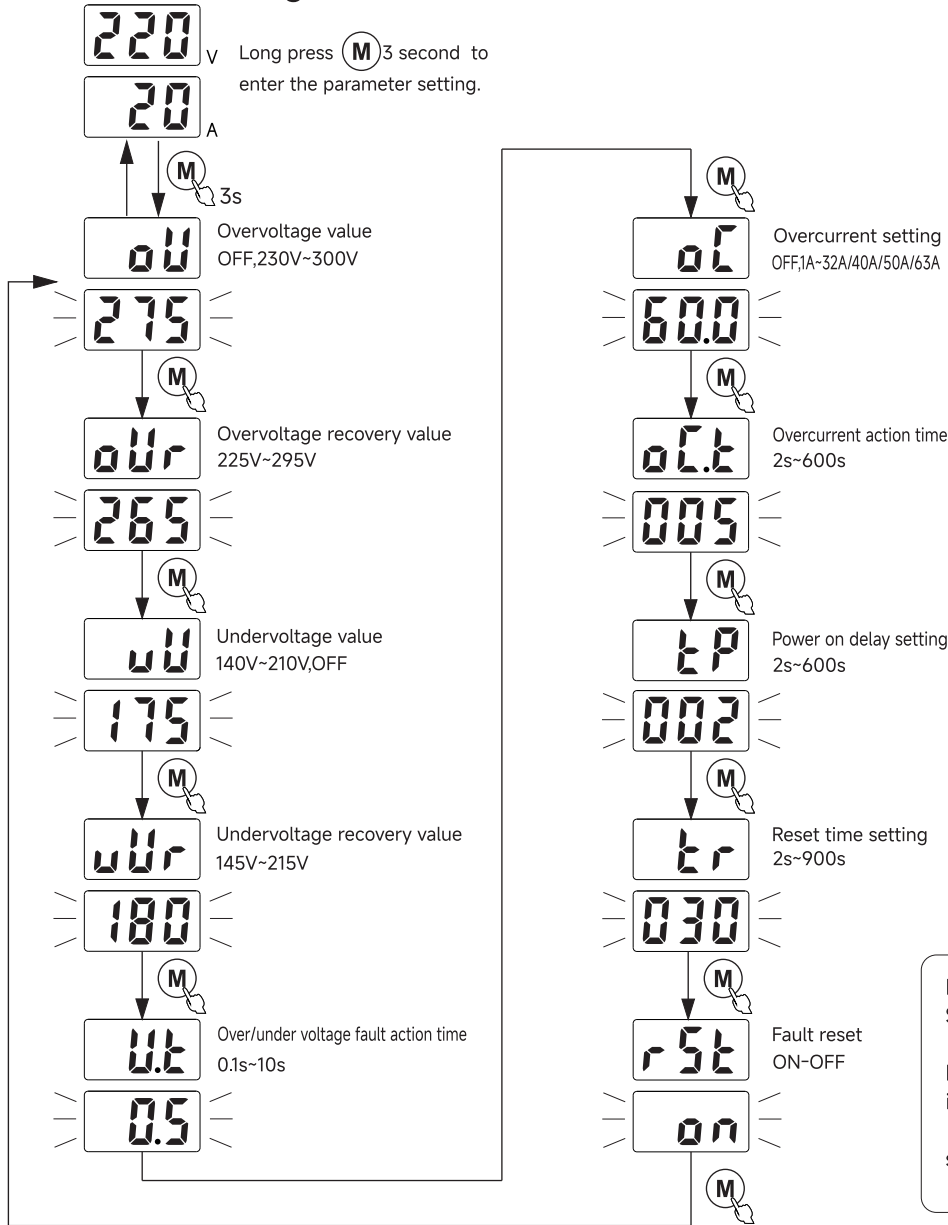
Parameter setting

Parameter	Range	Step value	Factory settings
Over voltage value	OFF,230V~300V	1V	275V
Over voltage recovery value	225V~295V	1V	265V
Under voltage value	140V~210V,OFF	1V	175V
Under voltage recovery value	145V~215V	1V	180V
Voltage fault action time	0.1s~10s	0.1s	0.5s
Over current value	OFF,1A~32/40/50/63A	0.1A	32A/40/50/63A
Over current action delay	2s~600s	1s	5s
Power on delay time	2s~600s	1s	5s
Reset time	2s~900s	1s	30s
Fault reset	ON-OFF	—	ON



- Tp: Power-up delay(2~600s)
- Tr: Reset delay time(2~900s)
- Tu: Over/under voltage fault action time(0.1~10s)
- Tc: Overcurrent fault action time(2~600s)

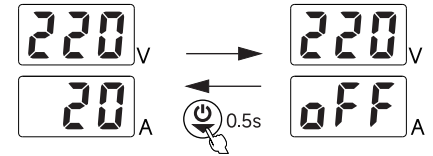
Parameter setting



Wiring Diagram

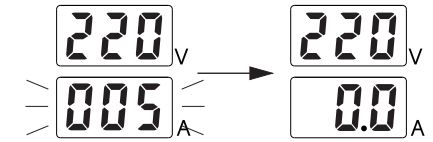


Open and close manually



Under normal operation, the load can be switched on or off manually by pressing the power key for 0.5 seconds.

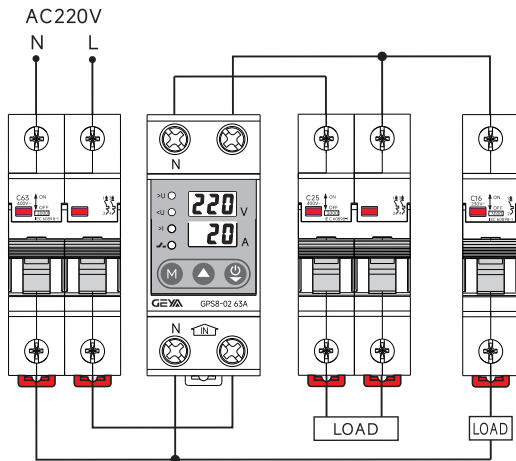
Power-on and reset delay



During the power-on and fault reset of the product, the product will count down and display according to the set delay time, and will enter the running state when the countdown ends.

NOTE:
Short press (▲) (▼) to increase or decrease the value, long press can be quickly set. If 60 seconds does not operate the key, it will exit automatically. You can press the (M) for 3 seconds at any time to exit the and save the setting.

Example



NOTE:
This product does not have isolation function. Please disconnect the superior MCB during maintenance!!!

Dimensions(mm)

