

Intermediate relay

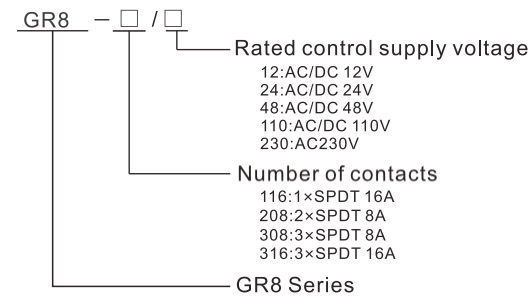
Applications

-intermediate relay used for switching larger load output, strengthen or multiplying contacts of the existing device.

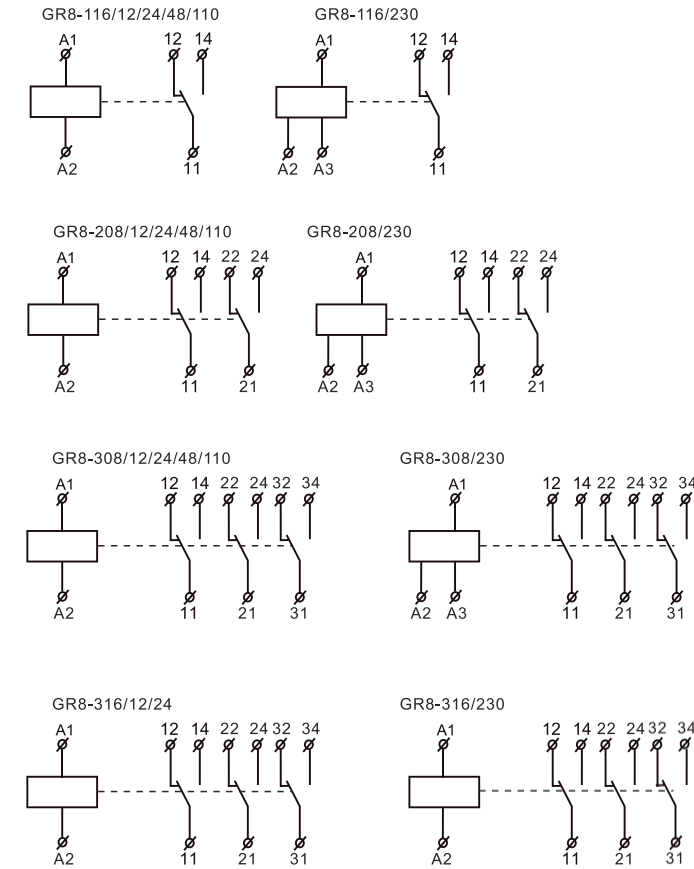
Feature

-Voltage range: AC/DC12V,24V,48V,110V,AC230V.
-relays GR8-316 enable connection to a 3-phase circuit.
- Relay status is indicated by LED.
- 1-MODULE,DIN rail mounting.

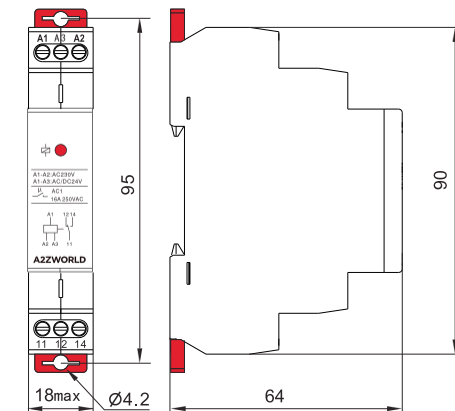
Model and connotation



Wiring Diagram



Dimensions(mm)



Technical parameters

	GJ21861 (GR8-116)	GJ21862 (GR8-208)	GJ21863 (GR8-308)
Supply terminals	A1-A2		
Voltage range	AC/DC 12V、24V、48V、110V		
Burden	AC.max 12VA/DC.max1.9W		
Supply terminals	A1-A2-A3		
Voltage range	AC230V(A1-A2),AC/DC24V(A1-A3)		
Burden	AC.max 12VA/DC.max1.9W		
Supply voltage tolerance	-15%;+10%		
Max.chargeover time	40ms		
Output			
Number of contact	1×SPDT	2×SPDT	3×SPDT
Current rating	16A/AC1	8A/AC1	
Switching voltage	250VAC/24VDC		
Min.breaking capacity DC	500mW		
Output indication	Red LED		
Mechanical life	1×10 ⁷		
Electrical life(AC1)	1×10 ⁵		
Reset time	max.200ms		
Operating temperature	-20°C to +55°C (-4°F to 131°F)		
Storage temperature	-35°C to +75°C (-22°F to 158°F)		
Mounting/DIN rail	Din rail EN/IEC 60715		
Protection degree	IP40 for front panel/IP20 terminals		
Operating position	any		
Overvoltage category	III.		
Pollution degree	2		
Max.cable size(mm ²)	solid wire max.1×2.5or 2×1.5/with sleeve max.1×2.5(AWG 12)		
Dimensions	90×18×64mm		
Weight	44g/54g	50g/60g	72g/82g